



EMCORE One Fund – EMCORE Green Yield Dynamic USD

24'075'661

Fund Total Net Assets in USD

110.12

Share Class NAV in USD

0.84%

MTD (net) return

2.28%

YTD (net) return

Strategy

The strategy aims to generate consistent alpha through the systematic use of implied volatility premiums in addition to the performance of the underlying green bond portfolio.

Portfolio

The composition of the diversified portfolio consists of investment grade green bonds including a systematic equity index volatility overlay. Green bonds are likely the most liquid in the sustainable investment universe.

Volatility Overlay

The strategy is derived from equity index volatilities. The quantitative investment process and integrated risk management approach results in an attractive risk-adjusted return profile.

Risk Profile (SRI)

1

2

3

4

5

6

7

ISIN	LI1271373329
Valor	127137332
Ticker	EGYDUSD LE

Fund Domicile	Liechtenstein
Fund Inception Date	07.06.2023
Fund / ShareClass CCY	USD / USD
Distribution	Accumulating
Fiscal Year End	31.12.
Liquidity / Cut Off	Daily, 16:00 CET

Investment Manager	EMCORE AG, Liechtenstein
Administrator	IFM Independent Fund Management AG
Custodian	Neue Bank AG

Management Fee	0.50%
Performance Fee	15%
Hurdle Index	Highwater Mark Bloomberg U.S. Aggregate 1-3 Years Index
Administration, Custodian and Other Fees (exp.)*	0.21%
TER without Perf Fee (exp.)*	1.01%

*) The ongoing costs can fluctuate from year to year based on fund size and transactions

Monthly Performance



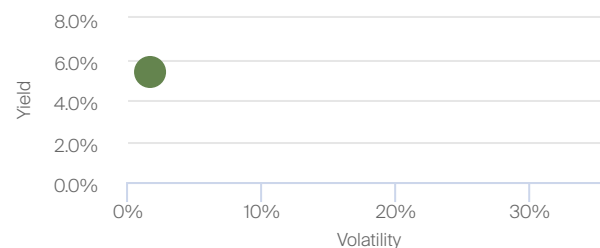
Year	Jan	Feb	Mar	Apr	May	Jun	Jul	Aug	Sep	Oct	Nov	Dec	YTD
2025	0.75%	0.67%	0.84%	-	-	-	-	-	-	-	-	-	2.28%
2024	0.68%	-0.39%	0.26%	-0.11%	0.61%	0.59%	1.02%	1.14%	1.01%	-0.25%	0.73%	0.41%	5.84%
2023	-	-	-	-	-	-0.69%	0.23%	0.31%	-0.18%	0.43%	0.94%	0.67%	1.72%



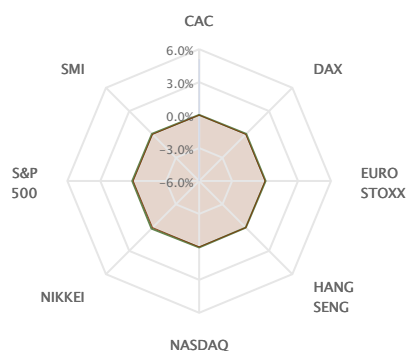
Key Figures

Return since Inception	10.12%
Return p.a.	5.40%
Volatility	1.72%
Maximum Drawdown	-0.69%

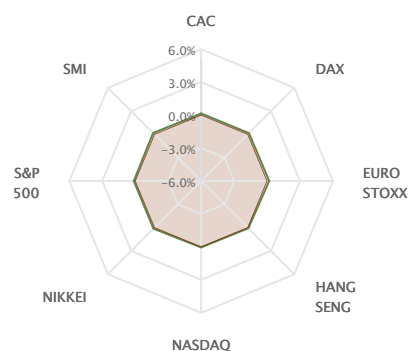
Risk Return



Option Contribution MTD



Option Contribution YTD



Portfolio Key Data

	Cash	Bonds	Equities	Options	Futures
Weighting	1.93%	98.61%	-	-0.54%	-
Credit Quality	-	AA+	-	-	-
Days to Expiration	-	-	-	30	-
Yield to Maturity	-	4.08%	-	-	-
Duration	-	1.78	-	-	-
Portfolio Vega	-	-	-	-17'455	-
Portfolio Theta	-	-	-	7'685	-

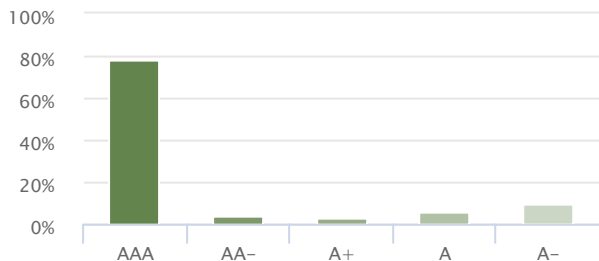
Share Classes Overview

Tranche	ISIN	Denomination	Management Fee	Performance Fee	Administration Fee	TER
EMCORE One Fund – EMCORE Green Yield Dynamic CHF	LI1271373311	CHF 100'000	0.50%	15%	0.21%	1.06%
EMCORE One Fund – EMCORE Green Yield Dynamic EUR	LI1271373303	EUR 100'000	0.50%	15%	0.21%	1.04%
EMCORE One Fund – EMCORE Green Yield Dynamic USD	LI1271373329	USD 100'000	0.50%	15%	0.21%	1.01%

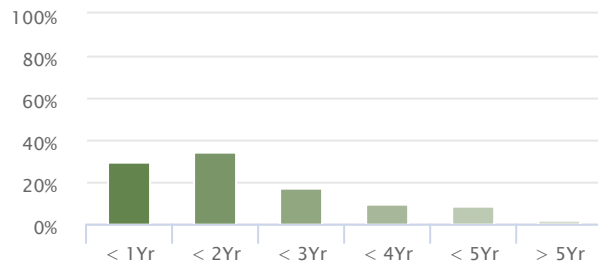


Portfolio Breakdown

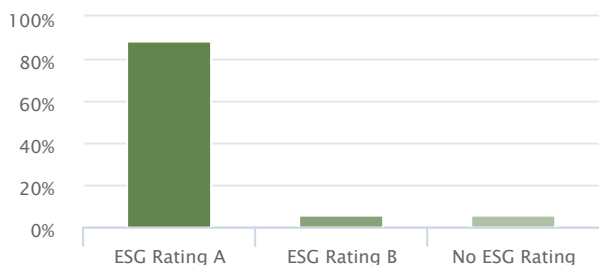
Ratings



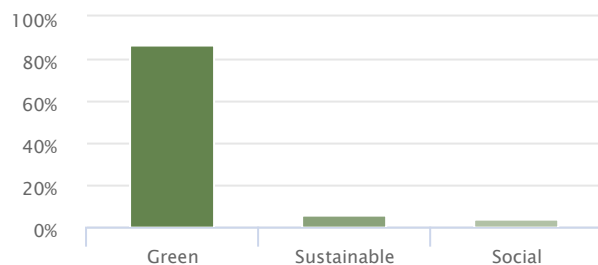
Maturity



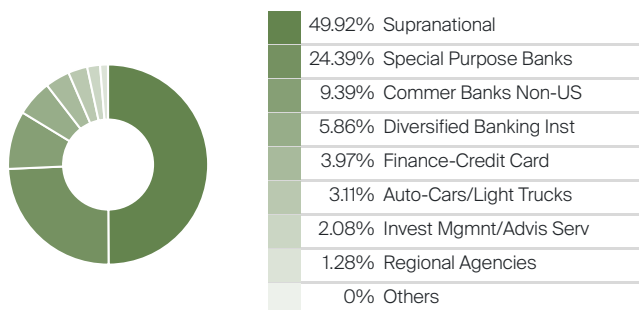
ESG Ratings



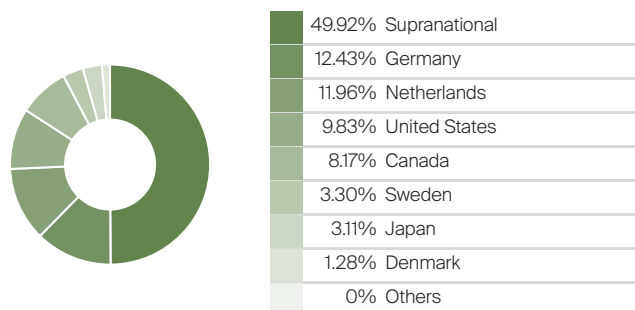
Bond Types



Sector Bonds



Country Issuer



#	Top 10 Holdings	Weight
1	KFW	7.97%
2	NEDER WATERSCHAPSBANK	7.74%
3	EUROPEAN INVESTMENT BANK	6.25%
4	INTL FINANCE CORP	6.16%
5	ASIAN DEVELOPMENT BANK	6.05%
6	JPMORGAN CHASE & CO	5.66%
7	EUROPEAN INVESTMENT BANK	5.28%
8	INTL BK RECON & DEVELOP	4.16%
9	ASIAN DEVELOPMENT BANK	4.01%
10	TORONTO-DOMINION BANK	3.84%



Disclaimer

This document is intended exclusively for Qualified Investors. The statements and data in this publication have been compiled by EMCORE to the best of its knowledge for informational and marketing purposes only. This publication constitutes neither a solicitation nor an offer or recommendation to buy or sell any investment instruments or to engage in any other transactions. It also does not constitute advice on legal, tax or other matters. The information contained in this publication should not be considered as a personal recommendation and does not consider the investment objectives or strategies or the financial situation or needs of any particular person. It is based on numerous assumptions. Different assumptions may lead to materially different results. All information and opinions contained in this publication have been obtained from sources believed to be reliable and credible. EMCORE and its employees disclaim any liability for incorrect or incomplete information as well as losses or lost profits that may arise from the use of information and the consideration of opinions.

A performance or positive return on an investment is no guarantee for performances and a positive return in the future. Likewise, exchange rate fluctuations may have a negative impact on the performance, value or return of financial instruments. All information and opinions as well as stated forecasts, assessments and market prices are current only at the time of preparation of this publication and may change at any time without notice.

Duplication or reproduction of this publication, in whole or in part, is not permitted without the prior written consent of EMCORE. Unless otherwise agreed in writing, any distribution and transmission of this publication material to third parties is prohibited. EMCORE accepts no liability for claims or actions by third parties arising from the use or distribution of this publication. The distribution of this publication may only take place within the framework of the legislation applicable to it. It is not intended for individuals abroad who are not permitted access to such publications due to the legal system of their country of domicile.

Investments in a product should only be made after thorough study of the prospectus and the key information document ("KID"). The current prospectus and KID can be obtained in German free of charge from EMCORE AG, Pflugstrasse 20, 9490 Vaduz, Liechtenstein.

© EMCORE. 2025 - all rights reserved